


# EARLY FINISHERS ACTIVITY BOOK

Ages 4-6



Name \_\_\_\_\_

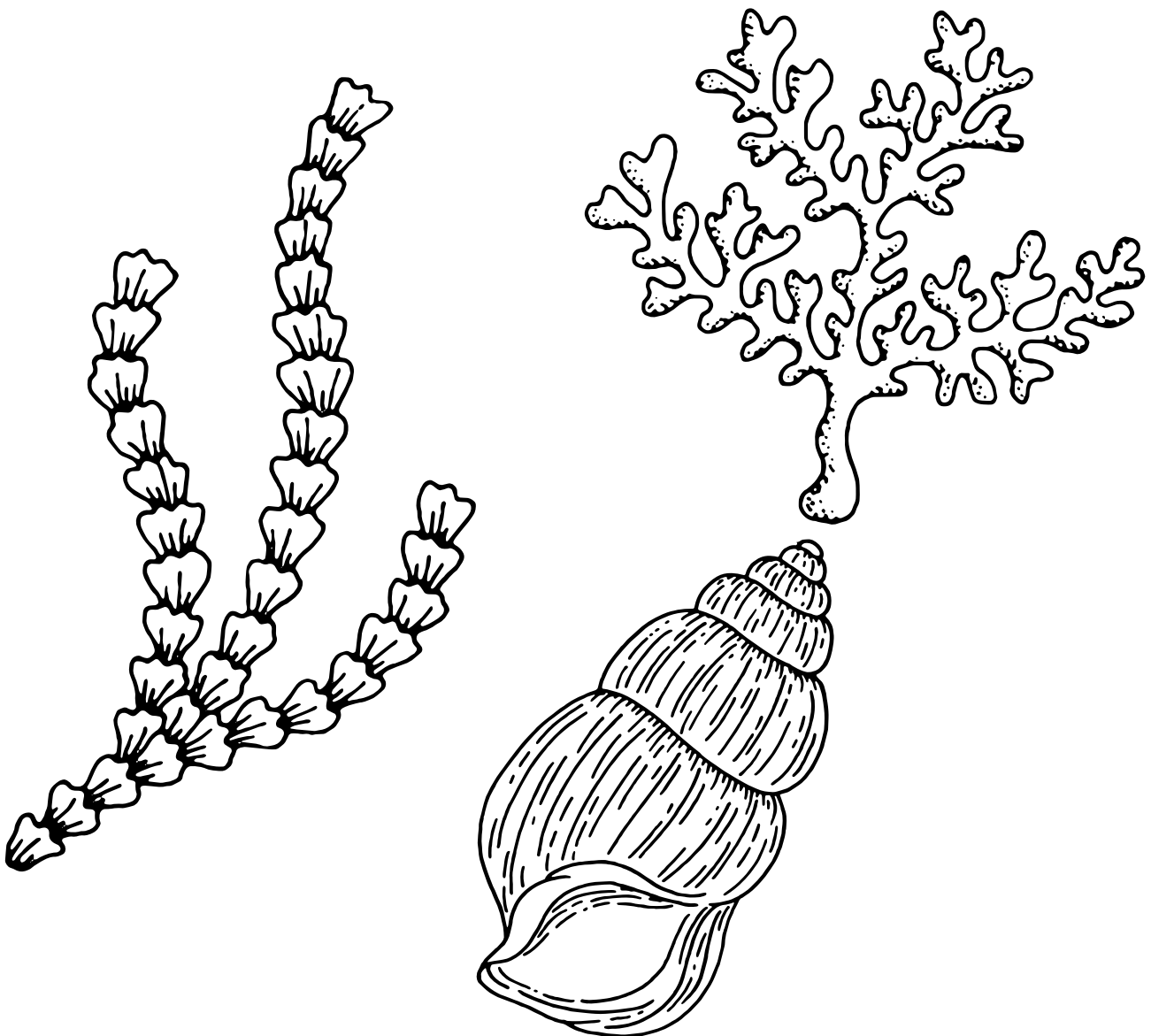



# COLORING FUN

## Instructions :


Color the picture below with your own favorite colors.

How many different colors can you use to make the seashells vibrant?




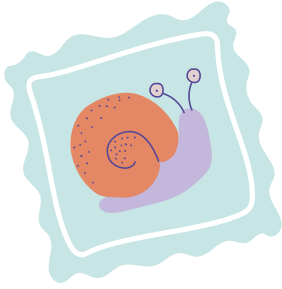


# LET'S DRAW THIS IS ME



Draw your self-portrait, including your face and details. Decorate around it with markers or colored pencils, adding pictures, symbols, or words for your interests. Use magazine pictures too if available. Take your time, be colorful, and let your creativity shine!









# COLORING FUN

## Instructions :

Color the picture below with your own favorite colors.

How many different colors can you use to make suitcase vibrant?


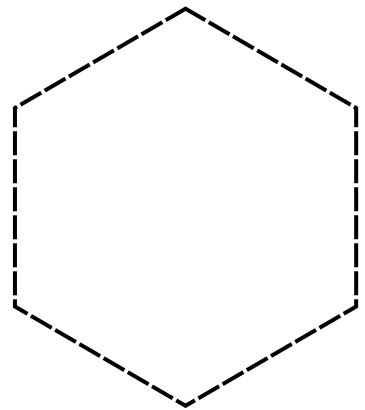

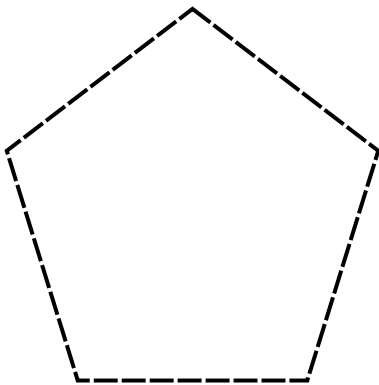
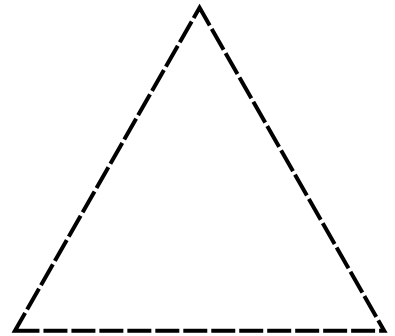
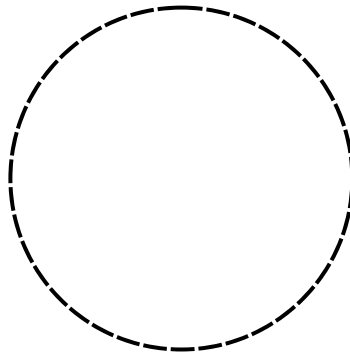





# TRACING TIME

## SHAPES

Trace the outline of different shapes. Pay attention to the shape's curves and corners as you trace along the dotted lines.






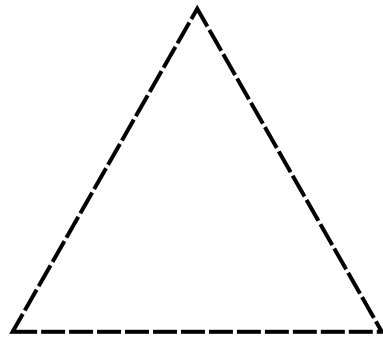
# TRACING TIME

## SHAPES

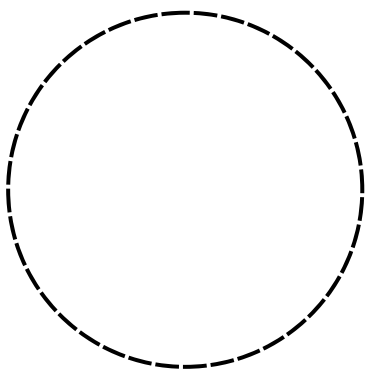
Trace the shapes words below. Read the words aloud.



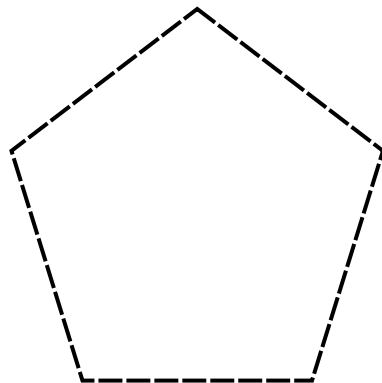
square



triangle



circle



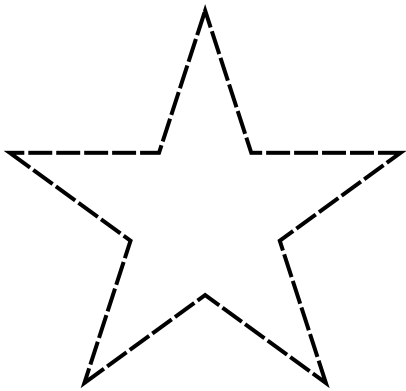
pentagon



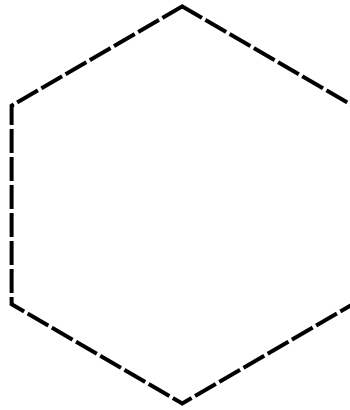
# TRACING TIME

## SHAPES


Trace the shapes words below. Read the words aloud.



star




hexagon



heart




rectangle

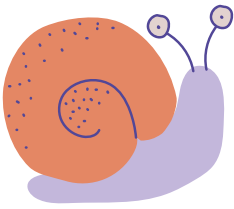


# LET'S DRAW FREEHAND DRAWING

Unleash your creativity! In the blank canvas provided, draw your own pictures, shapes, or even write your name. Use your imagination and practice your fine motor skills as you create your own designs.







# LET'S COUNT

Count the shapes and write their numbers.




.....



.....



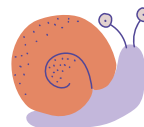
.....



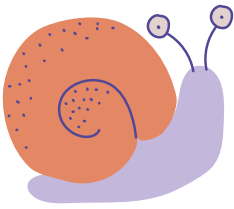
.....



.....



.....



# ANSWER KEY




5



6



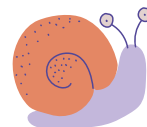
3



4



6



4